







## SECTION 2 SHADE SOLUTIONS

|                                      |         |
|--------------------------------------|---------|
| SOLAIR® PRO                          | 140-143 |
| SOLAIR® COMFORT                      | 144     |
| SOLAIR® POWER SCREEN                 | 145     |
| SOLAIR® CABLE AND VERTICAL CURTAIN   | 146     |
| SOLAIR® MAXI                         | 147-148 |
| SOMFY®                               | 149-152 |
| SOLAIR® SHADE INSPIRATION COLLECTION | 153-154 |
| ROLLEASE®                            | 155-157 |



## SOLAIR® PRO RETRACTABLE AWNING

The Solair Pro is the ultimate solution for beautiful, stylish shade. Available in a wide range of fabrics, customizable sizes and modern frame color choices, the Pro will create a more finished, personalized look to your customers' outdoor oasis.

### Standard Features

**Frame:** Corrosion-resistant, electrostatic powder-coated aluminum.

**Arms:** Sturdy construction with self-lubricating middle hinge and upper arm attachment sleeve bushings to provide smooth, quiet operation and wear reduction. An elliptical cable path in the hinge allows for cables to hold tension in the arm springs for consistent operation and a tight fabric appearance.

**Hardware:** The Pro is manufactured with durable stainless steel, corrosion-resistant fasteners. Finished look with protective caps and covers to hide most exposed hardware.

**Pitch:** Adjustable locking awning pitch from 5° to 60° for maximum shade control.

**Performance:** Earned TUV Certification for its quality, durability and workmanship.

**Front Bar:** Extruded aluminum front bar engineered for long-lasting strength and durability. Front bar features a rain channel to prevent water from gathering. Dual action front bar attachment increases flexibility and reduces strain on arms during wind gusts.

**Roller Tube:** Galvanized steel roller tube provides greater strength and less deflection. (Use of a center support may still be recommended.)

### Styling

**Frame Colors:** White, Latte, Sand and Cocoa.

**Fabric Options:** Hundreds of fabric choices from Sunbrella® and Dickson® brands.

### Available Sizes

**Widths:** Custom 8 feet to 30 feet. All units greater than 25 feet wide will be spliced and shipped in two pieces requiring some field assembly before installation.

**Projections:** 5 feet, 6 feet 11 inches, 8 feet 7 inches, 10 feet 2 inches, 11 feet 6 inches and 13 feet.

### Motorized Operation

We recommend that the Solair Pro unit be motorized, for ease of use. We offer three standard RTS motor options based on the size of the unit (specifications listed on page #141). Hand held remote allows awning operation with the touch of a button from 65 feet away.

Some motors are available with a manual override option (CMO) for added safety in case of power loss.

Motorization also allows for additional electronic options such as wind and sun sensors (Somfy electronics covered on page #151).

**For ordering assistance, contact Trivantage customer service at 800.786.1876 or visit the online Solair Shade Solutions Extranet for order forms and pricing.**

Optional Features

**Remote Control:** Allows awning operation with the touch of a button from up to 65 feet away (standard on motorized awnings).

**Protective Hood:** Protects fabric and motor while providing a finished look.

**Awning Assist Brace:** Removable brace engineered to add support and stability to any Solair retractable awning.

**Valance:** Choose from several styles – from traditional scalloped edges to modern straight lines.

**Valance Plus:** Screen or solid fabric unwinds from front valance to provide additional shade and privacy.

Additional Information

Solair XP Units allow for greater projections in narrower spaces. Ask a sales representative for more details.

Solair awnings can be mounted to the structural part of most buildings. Different types of brackets are required in certain applications. Contact your Trivantage sales representative or a Solair Technical Specialist for help in determining the best bracket for your application by calling 877.899.1680 or e-mailing us at: [help@solair.com](mailto:help@solair.com).

The Installation Package Includes

- Installed Motor
- Motor Bracket or Installation Kit for CMO Motors
- Crown
- Drive Wheel
- Switch and Plate (if standard motor)
- Switch Box and Power Cord (if plug-in motor)
- **Standard motor options include: (Extra cost varies)**
  - 1) Somfy 550 RTS – for units up to 24 feet when CMO is not required
  - 2) Sunea 550 RTS CMO – for units up to 24 feet when CMO is required
  - 3) Simu 660 RTS CMO – for units wider than 24 feet; CMO is standard
- **Remote Control Options: (Extra cost varies)**
  - 1) 274552 Single Channel Pure
  - 2) 274550 Four Channel Pure
  - 3) 274553 Single Channel Patio (weather resistant)
  - 4) 274551 Four Channel Patio (weather resistant)

General Installation Requirements

Installation manuals come standard with every awning. Please contact the Solair technical support team at 877.889.1680 with all installation questions.

The motor cable should not act as a direct conduit for water to enter the head of the motor. Note: Somfy motors conform to IP44 requirements and as such must be protected against direct weather elements such as rain, sleet, etc. In order to avoid water penetration, form a “drip loop” with the power cable and use a hood when required.

RTS Motor Installation Requirements

If the installation consists of multiple RTS motors, only one motor can be programmed at a time. All other motors must be disconnected. This will avoid interferences during the initial programming of each motor. The mounting distance between any two RTS motor heads should be no less than 19 inches to avoid possible interference.

|                 |   |
|-----------------|---|
| <b>Warranty</b> | 10-year limited warranty on Solair Pro framework. 10-year limited warranty on Sunbrella fabrics. 5-year limited warranty on most standard fabrics. 5-year warranty on Somfy motors. All warranties are good from the day of purchase. Complete warranties can be found online at Solair Shade Solutions Extranet. |
|-----------------|---|

Solair®, Sunbrella® and Dickson® are registered trademarks of Glen Raven, Inc.  
Somfy® is a registered trademark of Somfy Systems, Inc.  
WireFree™ is a trademark of Somfy Systems, Inc.





SOLAIR® PRO HOOD KIT

Kits include new Solair Pro Hood, End Covers, and Hood Brackets in quantity appropriate for specified width.

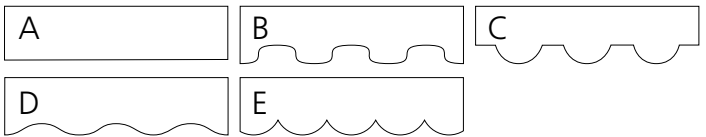
Available Sizes

**Widths:** Hood kits are made to order from 8ft to 30ft wide. Orders over 24ft require splicing in the field.

Available Colors

- Cocoa
- Latte
- Sand
- White

Solair® is a registered trademark of Glen Raven, Inc.



Standard Valance Styles

SOLAIR® PRO AWNING COVERS

Save fabrication time! We offer quality covers for the Solair Pro. Covers are offered in any standard pattern of Sunbrella® and Dickson® awning fabric. (Other fabric styles upon request.) All Pro covers have welded seams unless otherwise noted.

Replacement covers and valances are available by special order. Please contact a Trivantage associate for details.

|                 |  |
|-----------------|--|
| <b>Warranty</b> | 10-year limited warranty on Sunbrella fabrics. |
|-----------------|--|

Solair®, Sunbrella® and Dickson® are registered trademarks of Glen Raven, Inc.



SOLAIR® PRO VALANCE PLUS SYSTEM

The Solair Pro Valance Plus System is a vertical roll-down drop valance option that provides protection from the setting sun. A standard 4-foot vertical fabric drop from the front bar is optimal for western exposures.

The Valance Plus System consists of a cassette and a drop valance fabric (valance fabric sold separately). The design of the cassette also accommodates a standard fixed valance. The Valance Plus cassette is available in white, latte, sand and cocoa frame colors. The system is only available for the Pro unit with projections up to 10ft 2in and widths up to 20ft. Allow for additional delivery time.

|                 |   |
|-----------------|---|
| <b>Warranty</b> | 10-year limited warranty on Solair Pro Valance Plus framework. Fabric warranties will vary but most have 5 or 10 year limited warranties. |
|-----------------|---|

Solair® is a registered trademark of Glen Raven, Inc.

SOLAIR® PRO VALANCE PLUS FABRIC

Solair Pro Valance Plus Fabric is supplied for use in the Solair Pro Valance Plus System. The fabric is available in widths from 10 feet to 20 feet, with a standard drop of four feet. Choose from a selection of 60 inch Sunbrella® solids, or select a Sunbrella pattern that coordinates with your awning cover fabric. Also available in 90% Textilene® in five stock colors (black, brown, beige, grey and desert sand).

Solair® and Sunbrella® are registered trademarks of Glen Raven, Inc. Textilene® is a registered trademark of Twitchell Corporation.

SOLAIR® PRO TOUCH-UP PAINT

A lacquer base, touch-up paint for Solair. Ideal for touching up small areas.

| ITEM # | STYLE # | DESCRIPTION              | COLOR      |
|--------|---------|--------------------------|------------|
| 254130 | RAL9010 | 12 oz. Aerosol Can       | White      |
| 254131 | RAL9019 | 12 oz. Aerosol Can       | Latte      |
| 254132 | RAL1013 | 12 oz. Aerosol Can       | Sand       |
| 254133 | RAL8017 | 12 oz. Aerosol Can       | Cocoa      |
| 254136 | RAL9010 | 0.6 oz. Brush Top Bottle | White      |
| 254137 | RAL1019 | 0.6 oz. Brush Top Bottle | Latte      |
| 254138 | RAL1013 | 0.6 oz. Brush Top Bottle | Sand/Ivory |
| 254139 | RAL8017 | 0.6 oz. Brush Top Bottle | Cocoa      |

Solair® is a registered trademark of Glen Raven, Inc.

## SOLAIR® PRO COMPONENTS

| ITEM # | DESCRIPTION                             | COLOR | MATERIAL                   |
|--------|---|-------|----------------------------|
| 106800 | Hand Brace 57 in.                       |       | Aluminum w/Wooden Handle   |
| 106801 | Hand Brace 65 in.                       |       | Aluminum w/Wooden Handle   |
| 106802 | Hand Brace 77 in.                       |       | Aluminum w/Wooden Handle   |
| 106803 | Hand Brace 97 in.                       |       | Aluminum w/Wooden Handle   |
| 106805 | Hand Brace 24 in.                       |       | Aluminum w/Wooden Handle   |
| 231500 | Roller Tube 16 ft x 78 mm               |       | Galvanized Steel           |
| 231501 | Roller Tube 20 ft. x 78 mm              |       | Galvanized Steel           |
| 231502 | Roller Tube 24 ft. x 78 mm              |       | Galvanized Steel           |
| 231503 | Roller Tube 30 ft. x 78 mm              |       | Galvanized Steel           |
| 231507 | Square Gudgeon 80 mm                    |       | Plastic                    |
| 231508 | Round Gudgeon 80 mm                     |       | Plastic                    |
| 231601 | Roller Tube Support Bracket with Covers | White | Extruded Aluminum, Plastic |
| 231602 | Center Support                          | White |                            |
| 231604 | Conical Gear 4.4:1                      | White |                            |
| 231605 | Retention Pin                           | White | Nylon                      |
| 231606 | Shoulder for up to 11 ft. 6 in. Arms    | White |                            |
| 231607 | Shoulder for 13 ft. Arms                | White |                            |
| 231608 | Front Bar Attachment                    | White |                            |
| 231609 | Front Bar End Cap                       | White | Plastic                    |
| 231613 | Arm 5 ft.                               | White |                            |
| 231614 | Arm 6 ft. 11 in.                        | White |                            |
| 231615 | Arm 8 ft. 7 in.                         | White |                            |
| 231616 | Arm 10 ft. 2 in.                        | White |                            |
| 231617 | Arm 11 ft. 6 in.                        | White |                            |
| 231618 | Arm 13 ft.                              | White |                            |
| 231620 | Hood End Cap                            | White | Aluminum                   |
| 231621 | Soffit Bracket Adapter                  | White | Extruded Aluminum          |
| 231622 | Roof Mount Bracket 12 in.               |       | Stainless Steel            |
| 231623 | XP System                               | White |                            |
| 231650 | Wall Bracket                            | White | Extruded Aluminum          |
| 231651 | Wall Bracket                            | Latte | Extruded Aluminum          |
| 231652 | Wall Bracket                            | Sand  | Extruded Aluminum          |
| 231653 | Wall Bracket                            | Cocoa | Extruded Aluminum          |
| 231654 | Hood Bracket                            | White | Extruded Aluminum          |
| 231655 | Hood Bracket                            | Latte | Extruded Aluminum          |
| 231656 | Hood Bracket                            | Sand  | Extruded Aluminum          |
| 231657 | Hood Bracket                            | Cocoa | Extruded Aluminum          |
| 231682 | Torsion Bar 16 ft.                      | White | Aluminum                   |
| 231683 | Torsion Bar 20 ft.                      | White | Aluminum                   |
| 231684 | Torsion Bar 24 ft.                      | White | Aluminum                   |
| 231686 | Front Bar 16 ft.                        | White | Extruded Aluminum          |
| 231687 | Front Bar 20 ft.                        | White | Extruded Aluminum          |
| 231688 | Front Bar 24 ft.                        | White | Extruded Aluminum          |
| 231690 | Hood 16 ft.                             | White | Aluminum                   |
| 231691 | Hood 20 ft.                             | White | Aluminum                   |
| 231692 | Hood 24 ft.                             | White | Aluminum                   |
| 231696 | Roof Mount Bracket 10 in.               |       | Stainless Steel            |
| 231701 | Roller Tube Support Bracket with Covers | Latte | Extruded Aluminum, Plastic |
| 231702 | Center Support                          | Latte |                            |
| 231704 | Conical Gear 4.4:1                      | Latte |                            |
| 231705 | Retention Pin                           | Latte | Nylon                      |
| 231706 | Shoulder for up to 11 ft. 6 in. Arms    | Latte |                            |
| 231707 | Shoulder for 13 ft. Arms                | Latte |                            |
| 231708 | Front Bar Attachment                    | Latte |                            |
| 231709 | Front Bar End Cap                       | Latte | Plastic                    |
| 231713 | Arm 5 ft.                               | Latte |                            |
| 231714 | Arm 6 ft. 11 in.                        | Latte |                            |
| 231715 | Arm 8 ft. 7 in.                         | Latte |                            |
| 231716 | Arm 10 ft. 2 in.                        | Latte |                            |
| 231717 | Arm 11 ft. 6 in.                        | Latte |                            |
| 231718 | Arm 13 ft.                              | Latte |                            |
| 231720 | Hood End Cap                            | Latte | Aluminum                   |
| 231721 | Soffit Bracket Adapter                  | Latte | Extruded Aluminum          |
| 231723 | XP System                               | Latte |                            |
| 231782 | Torsion Bar 16 ft.                      | Latte | Aluminum                   |
| 231783 | Torsion Bar 20 ft.                      | Latte | Aluminum                   |

| ITEM # | DESCRIPTION                             | COLOR | MATERIAL                   |
|--------|---|-------|----------------------------|
| 231784 | Torsion Bar 24 ft.                      | Latte | Aluminum                   |
| 231786 | Front Bar 16 ft.                        | Latte | Extruded Aluminum          |
| 231787 | Front Bar 20 ft.                        | Latte | Extruded Aluminum          |
| 231788 | Front Bar 24 ft.                        | Latte | Extruded Aluminum          |
| 231790 | Hood 16 ft.                             | Latte | Aluminum                   |
| 231791 | Hood 20 ft.                             | Latte | Aluminum                   |
| 231792 | Hood 24 ft.                             | Latte | Aluminum                   |
| 231801 | Roller Tube Support Bracket with Covers | Sand  | Extruded Aluminum, Plastic |
| 231802 | Center Support                          | Sand  |                            |
| 231804 | Conical Gear 4.4:1                      | Sand  |                            |
| 231805 | Retention Pin                           | Sand  | Nylon                      |
| 231806 | Shoulder for up to 11 ft. 6 in. Arms    | Sand  |                            |
| 231807 | Shoulder for 13 ft. Arms                | Sand  |                            |
| 231808 | Front Bar Attachment                    | Sand  |                            |
| 231809 | Front Bar End Cap                       | Sand  | Plastic                    |
| 231813 | Arm 5 ft.                               | Sand  |                            |
| 231814 | Arm 6 ft. 11 in.                        | Sand  |                            |
| 231815 | Arm 8 ft. 7 in.                         | Sand  |                            |
| 231816 | Arm 10 ft. 2 in.                        | Sand  |                            |
| 231817 | Arm 11 ft. 6 in.                        | Sand  |                            |
| 231818 | Arm 13 ft.                              | Sand  |                            |
| 231820 | Hood End Cap                            | Sand  | Aluminum                   |
| 231821 | Soffit Bracket Adapter                  | Sand  | Extruded Aluminum          |
| 231823 | XP System                               | Sand  |                            |
| 231882 | Torsion Bar 16 ft.                      | Sand  | Aluminum                   |
| 231883 | Torsion Bar 20 ft.                      | Sand  | Aluminum                   |
| 231884 | Torsion Bar 24 ft.                      | Sand  | Aluminum                   |
| 231886 | Front Bar 16 ft.                        | Sand  | Extruded Aluminum          |
| 231887 | Front Bar 20 ft.                        | Sand  | Extruded Aluminum          |
| 231888 | Front Bar 24 ft.                        | Sand  | Extruded Aluminum          |
| 231890 | Hood 16 ft.                             | Sand  | Aluminum                   |
| 231891 | Hood 20 ft.                             | Sand  | Aluminum                   |
| 231892 | Hood 24 ft.                             | Sand  | Aluminum                   |
| 231901 | Roller Tube Support Bracket with Covers | Cocoa | Extruded Aluminum, Plastic |
| 231902 | Center Support                          | Cocoa |                            |
| 231904 | Conical Gear 4.4:1                      | Cocoa |                            |
| 231905 | Retention Pin                           | Cocoa | Nylon                      |
| 231906 | Shoulder for up to 11 ft. 6 in. Arms    | Cocoa |                            |
| 231907 | Shoulder for 13 ft. Arms                | Cocoa |                            |
| 231908 | Front Bar Attachment                    | Cocoa |                            |
| 231909 | Front Bar End Cap                       | Cocoa | Plastic                    |
| 231913 | Arm 5 ft.                               | Cocoa |                            |
| 231914 | Arm 6 ft. 11 in.                        | Cocoa |                            |
| 231915 | Arm 8 ft. 7 in.                         | Cocoa |                            |
| 231916 | Arm 10 ft. 2 in.                        | Cocoa |                            |
| 231917 | Arm 11 ft. 6 in.                        | Cocoa |                            |
| 231918 | Arm 13 ft.                              | Cocoa |                            |
| 231920 | Hood End Cap                            | Cocoa | Aluminum                   |
| 231921 | Soffit Bracket Adapter                  | Cocoa | Extruded Aluminum          |
| 231923 | XP System                               | Cocoa |                            |
| 231982 | Torsion Bar 16 ft.                      | Cocoa | Aluminum                   |
| 231983 | Torsion Bar 20 ft.                      | Cocoa | Aluminum                   |
| 231984 | Torsion Bar 24 ft.                      | Cocoa | Aluminum                   |
| 231986 | Front Bar 16 ft.                        | Cocoa | Extruded Aluminum          |
| 231987 | Front Bar 20 ft.                        | Cocoa | Extruded Aluminum          |
| 231988 | Front Bar 24 ft.                        | Cocoa | Extruded Aluminum          |
| 231990 | Hood 16 ft.                             | Cocoa | Aluminum                   |
| 231991 | Hood 20 ft.                             | Cocoa | Aluminum                   |
| 231992 | Hood 24 ft.                             | Cocoa | Aluminum                   |
| 270255 | Roller Tube 16 ft. x 80 mm              |       | Aluminum                   |
| 270256 | Roller Tube 20 ft. x 80 mm              |       | Aluminum                   |
| 270257 | Roller Tube 24 ft. x 80 mm              |       | Aluminum                   |
| 299545 | Awning Assist Brace Kit                 | White |                            |

Solair® is a registered trademark of Glen Raven, Inc.



### SOLAIR® COMFORT RETRACTABLE AWNING

Add a new room to their house.

Your customers can enjoy their outdoor spaces like never before with the all new Solair Comfort. They'll sit in cool comfort or bask in the sun with this easy-to-use, retractable awning. Add beauty to their home. Reduce their energy bills and protect their furniture against harmful UV rays. It's all possible with this affordable shade solution from the shade experts.

#### Standard Features

**Frame:** All aluminum frame components are electrostatic powder coated to provide a corrosion-resistant, high quality finish.

**Arms:** Arm control features double galvanized steel cables, wrapped in PVC for corrosion resistance and long life.

**Hardware:** Durable, die-cast arm construction.

**Performance:** Earned TUV Certification for its quality, durability and workmanship.

**Front Bar:** Front bar attachment has dual-action feature that increases flexibility and reduces strain on the awning during a wind gust.

#### Styling

**Frame Colors:** White and Latte.

**Fabric Options:** Hundreds of fabric choices from Sunbrella® and Dickson® brands.

#### Available Sizes

**Widths:** 11 feet 9 inches, 15 feet 6 inches, 19 feet 3 inches.

**Projection:** 10 feet 2 inches.

#### Motorized Operation

Optional motorized operation available and recommended for ease of use. Hand held remote included with motorized option. Allows awning operation with the touch of a button from 65 feet away.

#### Optional Features

**Wireless Wind Sensor:** Automatically retracts awnings upon detection of damaging winds.

**Awning Assist Brace:** Removable brace engineered to add support and stability to any Solair retractable awning.

**Protective Hood:** Protects fabric and motor while providing a finished look.

#### Warranty

Fabric: 10-year limited warranty on Sunbrella® fabrics.  
5-year limited warranty on most standard fabric options.  
Frame: 5-year warranty.  
Motor: 5-year warranty.  
All warranties are good from the day of purchase.

Solair®, Sunbrella® and Dickson® are registered trademarks of Glen Raven, Inc.

### SOLAIR® COMFORT HOOD KIT

| ITEM # | COLOR | WIDTH        |
|--------|-------|--------------|
| 276252 | White | 11 ft. 9 in. |
| 276253 | White | 15 ft. 6 in. |
| 276254 | White | 19 ft. 3 in. |
| 276255 | Latte | 11 ft. 9 in. |
| 276256 | Latte | 15 ft. 6 in. |
| 276257 | Latte | 19 ft. 3 in. |

Solair® is a registered trademark of Glen Raven, Inc.

For ordering assistance, contact Trivantage customer service at 800.786.1876 or visit the online Solair Shade Solutions Extranet for order forms and pricing.





## SOLAIR® POWER SCREEN

Revamp your customer's space with the click of a button so they can enjoy the outdoors on their terms. The Solair Power Screen transforms residential and commercial outdoor spaces into comfortable, ventilated, pest-free environments, protected from harmful UV rays. Motorized or manually operated, each Solair Power Screen is custom-designed and fabricated to fit the shape and design of the structure. When not in use, the screen retracts out-of-sight and blends stylishly with the building's exterior.

The SRS (Side Retention System) Power Screen is widely known as the highest performing screen system on the market today. The key to the superior functionality of the SRS is its fully retained fabric inside of aluminum side rails. The design creates a tight fit and long lasting performance.

With the increase in popularity of clear vinyl and fabric enclosures utilizing the Power Screen SRS, there are added precautions that you need to be aware of. When these screens are deployed, it is imperative someone observes the deployment of each screen (we do not recommend putting more than one screen per channel on a remote control). Operation in conditions in which wind and/or cold temperatures are present can result in the screen encountering a stall. Please consult your Trivantage sales representative on all clear vinyl and fabric enclosures.

Specially designed housing cassettes in two sizes allow product widths from 4ft to 18ft, and drops from 3ft to 11ft. Consult your TV sales associate for proper sizing techniques.

Offered in a variety of screening and shading options to suit your customer's needs.

When lowered in the summer months, Solair Power Screen fabrics will reduce air conditioning costs.

During cooler weather, the Solair Power Screen can be kept open to allow the sun's warmth to penetrate the interior.

Utilizing the latest technology, many Solair Power Screen fabrics are not only fire retardant, but industry leaders in puncture, tear and mildew resistance. Manufactured with the highest grade aluminum and nylon components, Solair Power Screens stand up to the toughest environments.

Power Screen frames are available in eleven colors: Black, Bronze, Brown, Desert Sand, Gray, Green, Tan, Navajo, Silver, White, Bright White. Custom colors are available at additional cost.

Motorized operation is recommended for all screen installations for quick deployment or retraction when needed. Motors offered are matched to the torque required based on fabric and frame weight.

|                 |   |
|-----------------|---|
| <b>Warranty</b> | 10-year limited frame warranty. Proper installation techniques must be followed to ensure long-term performance. Improper installation techniques will void warranty. Please consult your sales representative for installation guidelines. |
|-----------------|---|

Solair® is a registered trademark of Glen Raven, Inc.





SOLAIR® CABLE CURTAIN

Your customer can enjoy more time outdoors with the privacy and shade of the Solair Cable Curtain. When used as window shades, cable curtains can help reduce cooling costs and keep the heat outside the home. Perfect for both residential and commercial applications such as patios, gazebos and storefront settings.

Similar to the vertical curtain, the cable curtain includes a bottom bar, which connects to your choice of either 10 foot or 15 foot stainless steel side cables. The cables are supplied with cable clamps for securing cables to the floor or wall.

Standard Features

**Frame:** Made with electrostatic powder coated aluminum and galvanized steel components for a strong but light weight unit.

**Winding Brace:** Available in 24 inch, 57 inch, 65 inch (standard), 77 inch, or 97 inch.

Styling

**Frame Colors:** White, Sand and Cocoa.

Available Sizes

Frame kits are available in widths from 4 feet to 20 feet.

Motorized Operation

Optional motorized operation available and recommended for ease of use.

Optional Features

**Remote Control:** Allows you to operate curtain with the touch of a button from up to 65 feet away.

**Protective Hood:** Protects fabric and motor while providing a finished look.

|          |                        |
|----------|------------------------|
| Warranty | Frame: 5-year warranty |
|          | Motor: 5-year warranty |

Solair® is a registered trademark of Glen Raven, Inc.

SOLAIR® VERTICAL CURTAIN

The Solair Vertical Curtain provides an economical way to offer your customers a retractable vertical shade. These shades can reduce cooling costs and keep the heat outside the home. Perfect for both residential and commercial applications such as patios, gazebos and storefront settings. The system includes roller tube, gear, winding brace and mounting hardware.

Standard Features

**Frame:** Made with electrostatic powder coated aluminum and galvanized steel components for a strong but light weight unit.

**Winding Brace:** Available in 24 inch, 57 inch, 65 inch (standard), 77 inch, or 97 inch.

Styling

**Frame Colors:** White, Sand and Cocoa.

Available Sizes

Frame kits are available in widths from 4 feet to 20 feet.

Motorized Operation

Optional motorized operation available and recommended for ease of use.

Optional Features

**Remote Control:** Allows you to operate curtain with the touch of a button from up to 65 feet away.

**Protective Hood:** Protects fabric and motor while providing a finished look.

|          |                        |
|----------|------------------------|
| Warranty | Frame: 5-year warranty |
|          | Motor: 5-year warranty |

SOLAIR® CABLE AND VERTICAL CURTAIN COMPONENTS

| ITEM # | DESCRIPTION        | COLOR | LENGTH         | MATERIAL            | STANDARD PACKAGE |
|--------|--------------------|-------|----------------|---------------------|------------------|
| 231500 | Roller Tube        |       | 16 ft. x 78 mm | Galvanized Steel    | Pair             |
| 231501 | Roller Tube        |       | 20 ft. x 78 mm | Galvanized Steel    | Pair             |
| 231502 | Roller Tube        |       | 24 ft. x 78 mm | Galvanized Steel    | Pair             |
| 231503 | Roller Tube        |       | 30 ft. x 78 mm | Galvanized Steel    | Pair             |
| 231521 | Cables             |       | 10 ft.         | Stainless Steel     | Pair             |
| 231522 | Cables             |       | 15 ft.         | Stainless Steel     | Pair             |
| 231523 | Bottom Bar Gudgeon |       |                |                     |                  |
| 231639 | End Bracket        | White |                | Powder Coated Steel |                  |
| 231640 | Feet               | White |                | Powder Coated Steel | Pair             |
| 231645 | Bottom Bar         | White | 19 ft. 8 in.   |                     |                  |
| 231739 | End Bracket        | Latte |                | Powder Coated Steel |                  |
| 231740 | Feet               | Latte |                | Powder Coated Steel | Pair             |
| 231745 | Bottom Bar         | Latte | 19 ft. 8 in.   |                     |                  |
| 231839 | End Bracket        | Sand  |                | Powder Coated Steel |                  |
| 231840 | Feet               | Sand  |                | Powder Coated Steel | Pair             |
| 231845 | Bottom Bar         | Sand  | 19 ft. 8 in.   |                     |                  |
| 231939 | End Bracket        | Cocoa |                | Powder Coated Steel |                  |
| 231940 | Feet               | Cocoa |                | Powder Coated Steel | Pair             |
| 231945 | Bottom Bar         | Cocoa | 19 ft. 8 in.   |                     |                  |

Solair® is a registered trademark of Glen Raven, Inc.



**SOLAIR® MAXI WINDOW AWNING**

Make your customer’s home cooler and more stylish. The Solair window awning is a great investment in the beauty and value of a home or business. Adding a customized look to the outside, these shade solutions work to control the temperature and protect furniture and flooring against sun damage inside. Solair window awnings feature your choice of hundreds of fade-resistant and easy-to-clean fabrics, including brands like Sunbrella® and Dickson®, to customize any style of home. And thanks to design-inspired engineering using the highest quality materials and components, you will enjoy these shade solutions with little maintenance required.

The Solair Maxi window awning is recommended for use over large window spans where durability and strength are required. Available in four stock arm projections (2ft. 4in./ 3ft. 4in./ 4ft. 6in./ 5ft. 8in.) and made to order in custom widths from 6ft. to 20ft. Frame colors include white, sand and cocoa.

|                 |   |
|-----------------|---|
| <b>Warranty</b> | 5-year limited warranty on Solair Maxi framework. 10-year limited warranty on Sunbrella® fabrics. 5-year limited warranty on most standard fabrics. 5-year warranty on Somfy® motors. All warranties are good from the day of purchase. |
|-----------------|---|

Solair®, Sunbrella® and Dickson® are registered trademarks of Glen Raven, Inc. Somfy® is a registered trademark of Somfy Systems, Inc.

For ordering assistance, contact Trivantage customer service at 800.786.1876 or visit the online Solair Shade Solutions Extranet for order forms and pricing.





### SOLAIR® MAXI HOOD KIT

Kits include Maxi Hood, End Covers and Hood Brackets in quantity appropriate for specified kit width.

#### Available Sizes

**Widths:** Maxi Hood kits are made to order from 8ft to 20ft wide.

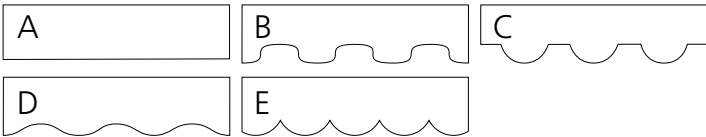
#### Available Colors

Cocoa  
Sand  
White

Solair® is a registered trademark of Glen Raven, Inc.

### SOLAIR® MAXI AWNING COVERS

Save fabrication time! We offer quality covers for the Solair Maxi window shade systems. Covers are offered in any standard pattern of Sunbrella® and Dickson® awning fabric. (Other fabric styles upon request.) Available with welded seams.



Solair®, Sunbrella® and Dickson® are registered trademarks of Glen Raven, Inc.

### SOLAIR® MAXI COMPONENTS

| ITEM # | DESCRIPTION           | COLOR | MATERIAL            |
|--------|-----------------------|-------|---------------------|
| 231518 | Pinless Gudgeon 80 mm | Grey  |                     |
| 231519 | Pin Set               |       |                     |
| 231603 | Gear 9:1              | White |                     |
| 231637 | End Brackets          | White | Powder Coated Steel |
| 231638 | Center Support        | White |                     |
| 231641 | Front Bar Ends Caps   | White | Plastic             |
| 231642 | Hood Bracket          | White | Powder Coated Steel |
| 231643 | Hood End Cap          | White | Aluminum            |
| 231644 | Hood 20 ft.           | White | Aluminum            |
| 231646 | Arm 2 ft. 4 in.       | White |                     |
| 231647 | Arm 3 ft. 4 in.       | White |                     |
| 231648 | Arm 4 ft. 6 in.       | White |                     |
| 231649 | Arm 5 ft. 8 in.       | White |                     |
| 231803 | Gear 9:1              | Sand  |                     |
| 231837 | End Brackets          | Sand  | Powder Coated Steel |
| 231838 | Center Support        | Sand  |                     |
| 231841 | Front Bar Ends Caps   | Sand  | Plastic             |
| 231842 | Hood Bracket          | Sand  | Powder Coated Steel |
| 231843 | Hood End Cap          | Sand  | Aluminum            |
| 231844 | Hood 20 ft.           | Sand  | Aluminum            |
| 231846 | Arm 2 ft. 4 in.       | Sand  |                     |
| 231847 | Arm 3 ft. 4 in.       | Sand  |                     |
| 231848 | Arm 4 ft. 6 in.       | Sand  |                     |
| 231849 | Arm 5 ft. 8 in.       | Sand  |                     |
| 231903 | Gear 9:1              | Cocoa |                     |
| 231937 | End Brackets          | Cocoa | Powder Coated Steel |
| 231938 | Center Support        | Cocoa |                     |
| 231941 | Front Bar Ends Caps   | Cocoa | Plastic             |
| 231942 | Hood Bracket          | Cocoa | Powder Coated Steel |
| 231943 | Hood End Cap          | Cocoa | Aluminum            |
| 231944 | Hood 20 ft.           | Cocoa | Aluminum            |
| 231946 | Arm 2 ft. 4 in.       | Cocoa |                     |
| 231947 | Arm 3 ft. 4 in.       | Cocoa |                     |
| 231948 | Arm 4 ft. 6 in.       | Cocoa |                     |
| 231949 | Arm 5 ft. 8 in.       | Cocoa |                     |

Solair® is a registered trademark of Glen Raven, Inc.

For ordering assistance, contact Trivantage customer service at 800.786.1876 or visit the online Solair Shade Solutions Extranet for order forms and pricing.



## SOMFY® OPERATORS AND OPERATOR OPTIONS

These high quality tubular motors and remote controls are designed to operate all Solair retractable awning systems. They provide the ultimate convenience in retractable awning operation. A remote control receiver is incorporated within the motor allowing the user remote control capability (no more electricians to hardwire the electronics). The receivers have a range up to 65 feet. All motors come standard with a power cord. Multiple lengths are available.

### General Installation Requirements

The motor cable should not act as a direct conduit for water to enter the head of the motor. Note: Somfy motors conform to IP44 requirements and as such must be protected against direct weather elements such as rain, sleet, etc. In order to avoid water penetration, form a "drip loop" with the power cable and use a hood when required.

### RTS Motor Installation Requirements

If the installation consists of multiple RTS motors, only one motor can be programmed at a time. All other motors must be disconnected. This will avoid interferences during the initial programming of each motor. The mounting distance between any two RTS motor heads should be no less than 19 inches to avoid possible interference.

Use only Somfy RTS radio controls.

| ITEM # | DESCRIPTION                                   | COLOR  | STYLE #  |
|--------|---|--------|----------|
| 274276 | Chronis Timer                                 |        | 1805040  |
| 274498 | 4-Channel Transmitter                         | Silver | 1810641  |
| 274499 | 1-Channel Transmitter                         | Silver | 1810639  |
| 274547 | Telis Soliris RTS Pure Transmitter            |        | 1810635  |
| 274550 | Telis 4-Channel RTS Pure Transmitter          |        | 1810633  |
| 274551 | Telis 4-Channel RTS Patio Transmitter         |        | 1810645  |
| 274552 | Telis 1-Channel RTS Pure Transmitter          |        | 1810632  |
| 274553 | Telis 1-Channel RTS Patio Transmitter         |        | 1810643  |
| 274571 | Telis Soliris 4-Channel RTS Patio Transmitter |        | 1810648  |
| 275019 | Telis 4-Channel RTS Lounge Transmitter        |        | 1810652  |
| 275111 | Interchangeable Patio Button                  | White  | 61205140 |
| 276645 | Telis 1-Channel Lounge Transmitter            | Silver | 1811082  |
| 276650 | Telis 16-Channel RTS Transmitter              | Silver | 1811082  |

Somfy® is a registered trademark of Somfy Systems, Inc.

## SOMFY® ALTUS RTS MOTOR

| ITEM # | DESCRIPTION                    | STYLE # | CABLE CORD LENGTH |
|--------|--------------------------------|---------|-------------------|
| 274006 | RTS Motor Cable                | 9012146 | 24 ft.            |
| 274031 | RTS Motor Cable with NEMA Plug | 9012145 | 12 ft.            |
| 274304 | RTS Motor Cable                | 9012151 | 18 ft.            |
| 274753 | RTS Motor 525A2 with NEMA Plug |         | 12 ft.            |
| 274761 | RTS Motor 550R2 with NEMA Plug |         | 12 ft.            |

Somfy® is a registered trademark of Somfy Systems, Inc.



Somfy Sunea RTS CMO Motor with Extension Cord with NEMA Plug

## SOMFY® SUNEА RTS CMO MOTOR

Trivantage carries several Somfy motors to complement our shade solutions product line. The Sunea RTS CMO motor, which is used most often in our Solair Pro retractable awning, features easy limit-setting via transmitter, torque sensing capabilities, back release function, back impulse function setting, manual override, built-in Radio Technology Somfy (RTS) and a convenient 18 inch fast connector cable to adapt to various cable lengths.

The Sunea RTS CMO is compatible with Somfy's entire collection of RTS controls including hand-held remotes, wall switches, timers, sensors and outdoor heaters.

| ITEM # | DESCRIPTION                           | STYLE # | CABLE CORD LENGTH |
|--------|---------------------------------------|---------|-------------------|
| 273920 | RTS CMO Motor 525A2                   | 1114230 |                   |
| 273921 | RTS CMO Motor 535A2                   | 1047318 |                   |
| 273922 | RTS CMO Motor 550R2                   | 1118167 |                   |
| 274576 | RTS CMO Extension Cord with NEMA Plug | 9015783 | 12 ft.            |
| 274577 | RTS CMO Extension Cord with NEMA Plug | 9015977 | 18 ft.            |
| 274578 | RTS CMO Extension Cord with NEMA Plug | 9015784 | 24 ft.            |
| 274580 | RTS CMO Override Kit                  | 9015989 |                   |

Somfy® is a registered trademark of Somfy Systems, Inc.



SOMFY® CMO MOTOR

The Somfy Compact Manual Override (CMO) Motor provides an added safety feature in the event of a power failure. Anyone can easily operate the crank handle as the reduction ratio allows for quick and easy operation. With the new rapid limit switch, all that is required to set the length of travel is a simple touch adjustment.

Features

- Compact Design: Requires minimum installation space (1 inch – 24 millimeter).
- Ease of Operation: Minimum effort required for crank operation.
- Tested Reliability: Meets UL and CSA standards.

| ITEM # | DESCRIPTION                                     | STYLE # | SIZE   | CABLE CORD LENGTH |
|--------|---|---------|--------|-------------------|
| 273942 | CMO Motor Override Shaft with Eye               | 9077287 | 100 mm |                   |
| 274032 | RTS CMO Motor Cable with NEMA Plug              | 9012148 |        | 12 ft.            |
| 274122 | RTS CMO Motor Cable with NEMA Plug              | 9012149 |        | 24 ft.            |
| 274126 | CMO Motor Override Kit (Metric)                 | 9012349 |        |                   |
| 274131 | CMO Motor Override Shaft                        | 9685114 | 60 mm  |                   |
| 274306 | RTS CMO Motor Cable with NEMA Plug              | 9012150 |        | 18 ft.            |
| 274346 | Simu RTS CMO Motor DMIGHZ 60Nm w/18' NEMA Cable |         |        |                   |
| 274740 | RTS CMO Motor 525A2 with NEMA Plug              |         |        | 12 ft.            |

Somfy® is a registered trademark of Somfy Systems, Inc.

SOMFY® MOTOR HARDWARE

| ITEM # | DESCRIPTION                                 | STYLE # | CABLE CORD LENGTH |
|--------|---|---------|-------------------|
| 270531 | Crown for LT50 DS78                         | 9707027 |                   |
| 270547 | Crown for LT60 DS78/D                       | 9707639 |                   |
| 273968 | Universal Bracket with Spring Ring (Metric) | 9910001 |                   |
| 273971 | Drive Mod DS78                              | 9012241 |                   |

Somfy® is a registered trademark of Somfy Systems, Inc.



SIMU® SOLAR AUTOSUN™ SOLAR POWER OPERATOR

The AutoSun Motor System from Simu uses the power of the sun to effortlessly retract Solair window awnings, roller shutters, screens, awning front valances and RV awnings.

By tapping the power of the sun, the AutoSun system uses only clean, renewable and free energy. First, the system collects solar energy through its solar panel. Then, the energy is transmitted from the solar panel to a battery. The DC motor is then powered by the battery and is controlled by an integrated SIMU-Hz radio control and electronic limits.

Using advanced technology, this solar powered system also detects frost and obstacles for worry free operation when mounted in rolling shutters. AutoSun is also quick and easy to install. It requires no power supply cables, no holes to be drilled and no electrician is necessary.

Operation is simple. The battery features an easy access button to reset the motor. And thanks to built in radio technology, the end limit distance settings can be personalized with four different possibilities using the remote.

| ITEM # | DESCRIPTION               | COLOR | STYLE # | CABLE CORD LENGTH |
|--------|---------------------------|-------|---------|-------------------|
| 274518 | SIMU AutoSun Solar Panel  |       | 9014736 |                   |
| 274557 | AutoSun Battery           |       | 9014734 |                   |
| 274558 | AutoSun Motor System      |       | 2006996 |                   |
| 276651 | AutoSun 10Nm Motor System |       | 2007000 |                   |

SIMU® is a registered trademark of SIMU France.



SOMFY® EOLIS WIND SENSOR KIT

The Eolis Wind Sensor includes an integrated radio receiver. Wind speed is continuously monitored, triggering the control to retract awnings automatically as needed. The Eolis can operate the controls individually or in groups using Telis Transmitters.

| ITEM # | DESCRIPTION                 | COLOR     | STYLE # |
|--------|-----------------------------|-----------|---------|
| 274275 | RTS Wind Sensor Kit 24V DC  |           | 9012499 |
| 274395 | 3D WireFree RTS Wind Sensor | White     | 1816081 |
| 274400 | 3D WireFree RTS Wind Sensor | Off-White | 1816083 |
| 274401 | 3D WireFree RTS Wind Sensor | Black     | 9013847 |

Somfy® is a registered trademark of Somfy Systems, Inc.



SOMFY® SOLIRIS SENSOR

This radio remote-controlled receiver provides dependable and automatic protection based on sun and wind levels. The Soliris Sensor automatically retracts a motorized awning when it senses high winds and opens in intense sunlight. The Soliris Sensor provides electronic ease and complete climate control, for the ultimate in awning protection and convenience.

| ITEM # | DESCRIPTION             | STYLE # |
|--------|-------------------------|---------|
| 274277 | RTS Wind/Sun Sensor Kit | 9012500 |

Somfy® is a registered trademark of Somfy Systems, Inc.



SUNIS WIREFREE™ RTS

The Sunis WireFree™ RTS sensor is a wireless sun sensor that is powered with an integrated solar cell and uses RTS to automatically extend an awning based on the sun's intensity. With its compact design and the absence of wiring, customers will benefit from quick installations and easy programming.

The Sunis WireFree RTS sensor is compatible with all Somfy RTS motors. The Sunis WireFree can be used with the Eolis WireFree RTS or the existing Eolis and Soliris sensors to maximize protection against sun and wind.

| ITEM # | DESCRIPTION             | STYLE # |
|--------|-------------------------|---------|
| 274399 | WireFree RTS Sun Sensor | 9013075 |

Somfy® is a registered trademark of Somfy Systems, Inc. WireFree™ is a trademark of Somfy Systems, Inc.

SOMFY® UNIVERSAL RTS RECEIVER

The Somfy Universal RTS Receiver provides RTS capability to Somfy's standard (non-RTS) motors. It can be used as a stand-alone radio control, or with Somfy's RTS sensor for sun and wind control. One user-defined intermediate stop-position can be programmed. This 110V control is packaged in a weatherproof enclosure and includes watertight strain-relief fittings for wires entering the box.

| ITEM # | DESCRIPTION            | STYLE # |
|--------|------------------------|---------|
| 274510 | Universal RTS Receiver | 1810627 |

Somfy® is a registered trademark of Somfy Systems, Inc.





DECOFLEX WIREFREE™ RTS

The DecoFlex WireFree RTS battery powered wall switch features Radio Technology Somfy (RTS) and may be personalized for intuitive control of window coverings such as shades, blinds, draperies, rolling shutters and awnings. It is available fully assembled in one and five channel button versions or may be easily converted to a two, three or four channel button switch. Choose from three colors – white, ivory or black – to match any decor. The switch is designed to complement the full range of Somfy RTS handheld transmitters, timers and interfaces.

Installation is quick and simple, with no wiring required. Included with each switch is an extended life lithium battery eliminating the need for an electrician. The DecoFlex WireFree RTS may be installed independently or next to an existing light switch using the included wall mounting bracket and the appropriate wall plate.

| Item # | Description            | Color | Style #  |
|--------|------------------------|-------|----------|
| 274990 | 2-Channel Face Plate   | White | 61114024 |
| 274991 | 2-Channel Face Plate   | Ivory | 61114025 |
| 274993 | 3-Channel Face Plate   | White | 61114033 |
| 274994 | 3-Channel Face Plate   | Ivory | 61114034 |
| 274996 | 4-Channel Face Plate   | White | 61114043 |
| 274997 | 4-Channel Face Plate   | Ivory | 61114044 |
| 275104 | 1-Channel WireFree RTS | White | 1810897  |
| 275105 | 1-Channel WireFree RTS | Ivory | 1810898  |
| 275106 | 5-Channel WireFree RTS | White | 1810813  |
| 275107 | 5-Channel WireFree RTS | Ivory | 1810814  |

Somfy® is a registered trademark of Somfy Systems, Inc.



SOMFY® INFRARED HEATER

The Somfy Infrared Heater with RTS receiver is a 1500 watt heater that enables your customers to spend more time enjoying their awning and outdoor living space. Equipped with Somfy’s exclusive RTS technology, users can control the heater with the same remote they use to control their awning. This weatherproof infrared heater is environmentally friendly and energy efficient by providing instant heat to warm people, not the air, and has a lower running cost than gas heaters. Provides heat up to 1300 square feet (13 feet x 10 feet) or approximately an area equivalent to a table with five chairs.

| ITEM # | DESCRIPTION                   | COLOR | STYLE # |
|--------|-------------------------------|-------|---------|
| 273902 | RTS 1500-Watt Infrared Heater | White | 1824018 |
| 273903 | RTS Heater Mounting Bracket   |       | 9015148 |

Somfy® is a registered trademark of Somfy Systems, Inc.



## SHADE INSPIRATION COLLECTION™

The Shade Inspiration Collection line of decorative interior window shades includes a variety of fabrics that allow you to offer the ideal shading solution to suit any customers' specific needs.

These designer shade choices for consumer or commercial applications not only range from bright and airy to blackout, but are also eco-friendly and flame retardant, allowing you to offer an ideal solution for the dramatic atmospheres your customers want with the high style they demand. Available on manually operated or motorized shade systems for indoor or "outdoor room" applications, the collection offers shading solutions that satisfy the needs and desires of consumers. All fabrics are available on clutch roller systems or motorized hardware systems. Additional options include cassettes, fascias or outdoor room systems.

Each of the fabric groupings in the Shade Inspiration Collection provide countless options, giving you even more ways to grow your business. Many of the fabric choices are ideal for indoor and outdoor applications in both residential and commercial use.

### Blackout Collection

Made of 100% polyester (PVC-free) with an acrylic foamed backing, SheerWeave 7000 fabrics are specifically designed to provide total light blockage, making them perfect for a wide range of applications such as bedrooms, home theaters or corporate presentation rooms. The fabric meets California U.S. Title 19 (small scale), NFPA 701-2004 TM#1 (small scale), BS 5867 2008 Part 2 Type B Performance, CAN/ULC-S 109-03 (large and small scale), ASTM E 84 (Class 1), and CAN/CGSB2-4.162-M80 flame retardant standards and is GREENGUARD® and GREENGUARD® Gold certified.

- **SheerWeave 7000** – 94 inch, in White, Birch, Sand, Graphite and Onyx.

**Warranty** 5-year warranty for properly installed residential installations. Warranty is good from day of purchase.

### Filtered Light Decorative Shade Collection

This grouping features dependable SheerWeave® fabrics, available in a full range of colors, textures and opacities. SheerWeave fabrics meet a multitude of flame retardant standards (varies by product line) and are GREENGUARD® and GREENGUARD® Gold certified.

Popular throughout the window shading industry, these fabrics offer the flexibility of indoor or outdoor settings, as well as residential and commercial use, creating endless opportunities to help you grow your business.

- **SheerWeave 2000** – 126 inch, 5% openness, in White, White/Bone, Bone, Bone/Platinum, White/Platinum and Bronze.
- **SheerWeave 2000** – 96 inch, 5% openness, in Charcoal.
- **SheerWeave 2500** – 98 inch, 1% openness, in Oyster, Oyster/Beige, Oyster/Pearl Grey, Charcoal/Chestnut and Charcoal.
- **SheerWeave 3000** – 96 inch, 14% openness, in Pearl White, Custard Cream, Mushroom Sand, Pale Grey, Ninja Grey and Chocolate.
- **SheerWeave 4100** – 98 inch, 10% openness, in Chalk, Alabaster, Pebblestone, Pewte and Tobacco.
- **SheerWeave 4400** – 126 inch, 3% openness, in Alabaster and Pebblestone.
- **SheerWeave 5000** – 98 inch, 5% openness, in Bark/Tiger Oak.



**Enchante Transitional Collection**

Your customers can create an open and closed effect when the 100% polyester fabric panels pass by each other with opposing sheer and semi-opaque sections. In the closed position, Enchante diffuses incoming light, casting the room with a warm glow. When the Enchante panels overlap, light is filtered into the room through the sheer fabric sections.

Enchante fabrics are available in five patterns in a variety of colors. Serene and Whisper patterns are 90 inches wide and the Essence pattern is 102 inches wide.

- **Serene** – available in Caramel, Chocolate, Black, Ice White
- **Essence** – available in Chocolate, Chestnut, Nile, Pecan, Marble, Rice
- **Whisper** – available in Smoke, White

**SHADE INSPIRATION COLLECTION™ SALES MATERIALS**

| ITEM # | DESCRIPTION                 | STYLE #     |
|--------|-----------------------------|-------------|
| 224425 | Transitional Hand Sample    | 140-4035-00 |
| 224426 | Light Filtering Hand Sample | 140-2235-00 |

Shade Inspiration Collection™ is a trademark of Glen Raven, Inc.

For ordering assistance, contact Trivantage customer service at 800.786.1876 or visit the online Solair Shade Solutions Extranet for order forms and pricing.



## ROLLEASE® ROLLER SHADE SYSTEM

Patented, manually operated clutch mechanism. Easy to fabricate and install. Clutch automatically locks, holding shade securely in place.

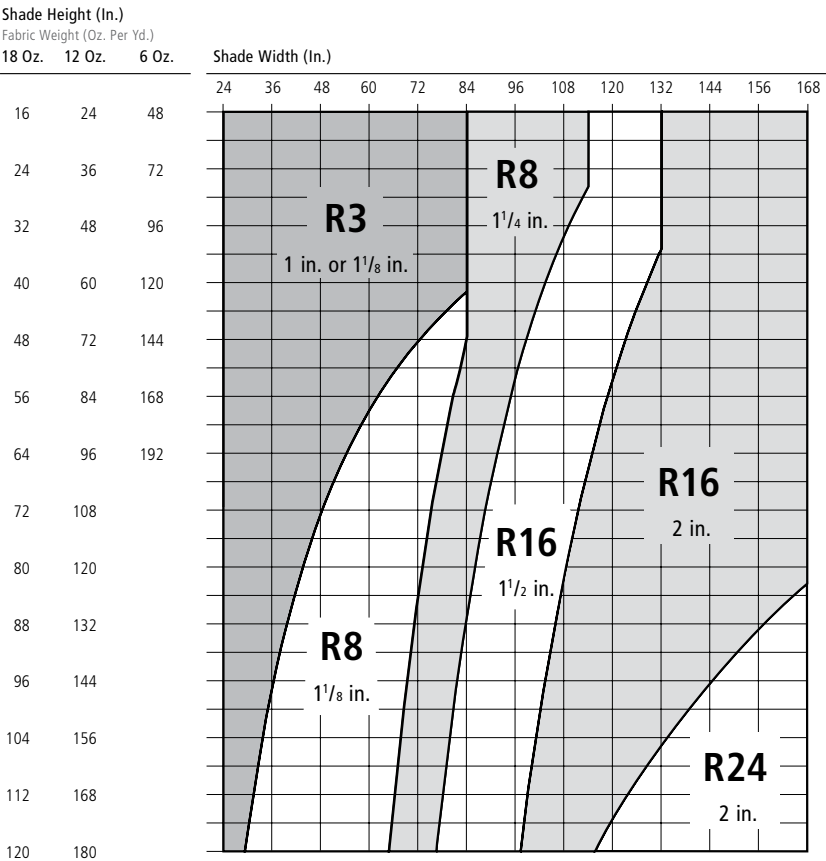
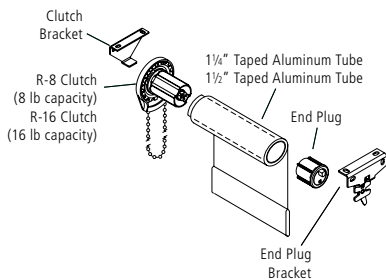
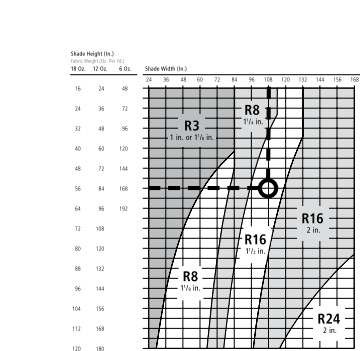
Adjacent shades are easily set to matching levels. Shades stay clean, you never have to touch the fabric.

| ITEM # | DESCRIPTION                                    | COLOR             | DIAMETER  | LENGTH  | MATERIAL | SIZE               |
|--------|--|-------------------|-----------|---------|----------|--------------------|
| 224486 | End Plug                                       |                   | 1-1/2 in. |         |          |                    |
| 224503 | Roller Tube Taped                              |                   |           |         | Aluminum | 1-1/4 in. x 12 ft. |
| 224504 | Roller Tube Taped                              |                   |           |         | Aluminum | 1-1/2 in. x 12 ft. |
| 224505 | Mounting Bracket for R-3, R-8 Clutch 1-1/2 in. |                   |           |         | Nickel   |                    |
| 224506 | Mounting Bracket for R-16 Clutch 1-1/2 in.     |                   |           |         | Nickel   |                    |
| 224507 | Mounting Bracket Cover for R-8 Clutch          | White             |           |         |          |                    |
| 224509 | Mounting Bracket for R-3, R-8 Clutch 2 in.     |                   |           |         | Nickel   |                    |
| 224510 | End Plug                                       | Vanilla           | 1-1/4 in. |         |          |                    |
| 224511 | End Plug                                       | Vanilla           | 1-1/2 in. |         |          |                    |
| 224512 | End Plug                                       | Black             | 1-1/2 in. |         |          |                    |
| 224514 | Clutch R-16                                    | Black             | 1-1/2 in. |         |          |                    |
| 224515 | Clutch R-8                                     | Vanilla           | 1-1/4 in. |         |          |                    |
| 224516 | Clutch R-16                                    | Vanilla           | 1-1/2 in. |         |          |                    |
| 224517 | Clutch R-24                                    | Vanilla           | 1-1/2 in. |         |          |                    |
| 224518 | Clutch R-8                                     | Black             | 1-1/2 in. |         |          |                    |
| 224519 | Clutch R-C14                                   | Vanilla           | 1-1/2 in. |         |          |                    |
| 224520 | Metal Chain with Safety Warning Tags           |                   |           | 500 ft. |          |                    |
| 224521 | Chain Stop Balls                               |                   |           |         |          | 5/16 in.           |
| 224524 | Mounting Bracket for R-16, R-24 Clutch 2 in.   |                   |           |         | Nickel   |                    |
| 224525 | Metal Chain with Safety Warning Tag            |                   |           | 4 ft.   |          |                    |
| 224526 | Metal Chain with Safety Warning Tag            |                   |           | 5 ft.   |          |                    |
| 224527 | Metal Chain with Safety Warning Tag            |                   |           | 6 ft.   |          |                    |
| 224530 | Plastic Chain with Safety Warning Tags         | White             |           | 100 ft. |          |                    |
| 224531 | Plastic Chain with Safety Warning Tags         | Black             |           | 100 ft. |          |                    |
| 224532 | Plastic Chain with Safety Warning Tags         | Vanilla           |           | 100 ft. |          |                    |
| 224533 | Plastic Chain with Safety Warning Tags         | Brown             |           | 820 ft. |          |                    |
| 224535 | Plastic Chain with Safety Warning Tags         | White             |           | 820 ft. |          |                    |
| 224536 | Plastic Chain with Safety Warning Tags         | Black             |           | 820 ft. |          |                    |
| 224537 | Plastic Chain with Safety Warning Tags         | Vanilla           |           | 820 ft. |          |                    |
| 224539 | Plastic Chain Connector                        | Clear             |           |         |          |                    |
| 224540 | Plastic Chain Connector                        | White             |           |         |          |                    |
| 224541 | Plastic Chain Connector                        | Black             |           |         |          |                    |
| 224542 | Plastic Chain Connector                        | Vanilla           |           |         |          |                    |
| 224544 | Metal Chain Connector                          |                   |           |         |          |                    |
| 224547 | Exterior Clutch R-24                           | Black             | 1-1/2 in. |         |          |                    |
| 224550 | Fascia   | Bronze            |           |         |          | 3 in. x 12 ft.     |
| 224551 | Fascia   | Vanilla           |           |         |          | 3 in. x 12 ft.     |
| 224552 | Fascia   | White             |           |         |          | 3 in. x 12 ft.     |
| 224553 | Fascia   | Anodized Aluminum |           |         |          | 3 in. x 12 ft.     |
| 224554 | Fascia   | Black             |           |         |          | 3 in. x 12 ft.     |
| 224555 | Clutch R-8                                     | Black             | 1-1/4 in. |         |          |                    |
| 224556 | End Plug                                       | Black             | 1-1/4 in. |         |          |                    |
| 224560 | Fascia Bracket for R-8 Clutch                  | Bronze            |           |         |          | 3 in.              |
| 224561 | Fascia Bracket for R-8 Clutch                  | Vanilla           |           |         |          | 3 in.              |
| 224562 | Fascia Bracket for R-8 Clutch                  | White             |           |         |          | 3 in.              |
| 224564 | Fascia Bracket for R-24 Clutch                 | Vanilla           |           |         |          | 4 in.              |
| 224565 | Fascia   | Black             |           |         |          | 4 in. x 12 ft.     |
| 224566 | Fascia   | Anodized Aluminum |           |         |          | 4 in. x 12 ft.     |
| 224567 | Fascia   | White             |           |         |          | 4 in. x 12 ft.     |
| 224568 | Fascia   | Bronze            |           |         |          | 4 in. x 12 ft.     |
| 224569 | Fascia   | Vanilla           |           |         |          | 4 in. x 12 ft.     |
| 224570 | Fascia Bracket for R-16 Clutch                 | Bronze            |           |         |          | 3 in.              |
| 224571 | Fascia Bracket for R-16 Clutch                 | Vanilla           |           |         |          | 3 in.              |
| 224572 | Fascia Bracket for R-16 Clutch                 | White             |           |         |          | 3 in.              |
| 224574 | Fascia Bracket for R-16 Clutch                 | Black             |           |         |          | 3 in.              |
| 224576 | Fascia Bracket for R-24 Clutch                 | White             |           |         |          | 4 in.              |
| 224577 | Fascia Bracket for R-24 Clutch                 | Bronze            |           |         |          | 4 in.              |
| 224580 | External Hem Bar Strip                         |                   |           | 300 ft. |          |                    |
| 224581 | Hem Bar End Cap with Screw                     | White             |           |         |          |                    |
| 224582 | Hem Bar End Cap with Screw                     | Black             |           |         |          |                    |
| 224584 | Exterior Hem Bar                               | Vanilla           |           | 12 ft.  |          |                    |
| 224585 | Exterior Hem Bar                               | White             |           | 12 ft.  |          |                    |

| ITEM # | DESCRIPTION                        | COLOR             | DIAMETER | LENGTH  | MATERIAL | SIZE               |
|--------|------------------------------------|-------------------|----------|---------|----------|--------------------|
| 224586 | Exterior Hem Bar                   | Dark Bronze       |          | 12 ft.  |          |                    |
| 224587 | Exterior Hem Bar                   | Anodized Aluminum |          | 12 ft.  |          |                    |
| 224588 | Hem Bar End Cap with Screw         | Vanilla           |          |         |          |                    |
| 224589 | Exterior Hem Bar                   | Black             |          | 12 ft.  |          |                    |
| 224591 | Clutch/End Plug Conversion Adapter | Black             |          |         |          | 1-1/2 in. to 2 in. |
| 224592 | Clutch/End Plug Conversion Adapter | Vanilla           |          |         |          | 1-1/2 in. to 2 in. |
| 224598 | Clutch R-16                        | White             | 1.5 in.  |         |          |                    |
| 224620 | Exterior Clutch R-8                | Vanilla           | 1.5 in.  |         |          |                    |
| 224627 | Roller Tube Taped                  |                   |          |         | Aluminum | 2 in. x 12 ft.     |
| 224628 | Roller Tube Taped                  |                   |          |         | Aluminum | 2 in. x 16 ft.     |
| 224634 | Plastic Chain                      | Vanilla           |          | 820 ft. |          |                    |
| 224648 | Interior Clutch R-24               | Black             | 1.5 in.  |         |          |                    |
| 224649 | SafetyHold3                        | Clear             |          |         |          |                    |
| 224680 | Internal Hem Bar                   |                   |          | 14 ft.  |          |                    |

RollEase® is a registered trademark of RollEase, Inc.

RollEase Roller Shade – Selecting Clutch and Tube Sizes



1. IN THE LEFT HALF OF THE CHART, find the column appropriate for the shade's fabric. Read down that column until you reach the approximate height of the shade.
2. FOLLOW STRAIGHT ACROSS to the right half of the chart, as far as the vertical line that represents the shade's width.
3. THE CLUTCH AND TUBE SIZES SHOWN ARE THE MINIMUM you may use for that shade. You may, of course, use a heavier clutch or a larger tube. But using a lighter clutch might lead to clutch failure. Using a smaller tube might lead to bowing of the tube.

**Example:** What is the smallest clutch-and-tube combination for a 12 oz. shade that is 100 in. wide and 84 in. tall? The arrows (in the small chart below) that start from height = 84 in. and width = 100 in. show this to be an R16 clutch in 1 1/2 in. tube

**SOMFY® MOTORS AND ACCESSORIES FOR INTERIOR SHADES – LT30 MOTOR**

No. 274344



No. 274542

Motorization for 1-1/4 inch and 1-1/2 inch RollEase Roller Tube using Somfy LT30 Motor. Deductions for motorized operation are 1-1/8 inches.

| ITEM # | STYLE # | DESCRIPTION                                      | CABLE CORD LENGTH | DIAMETER | LENGTH | MATERIAL |
|--------|---------|--|-------------------|----------|--------|----------|
| 270597 | 1781148 | Roller Tube                                      |                   | 2 in.    | 20 ft. | Aluminum |
| 274344 | 9013488 | 1-1/2 in. Crown and Drive Set                    |                   |          |        |          |
| 274542 | 9014020 | Reloadable Battery Wand 12v                      |                   |          |        |          |
| 274546 | 1810647 | Telis Soliris RTS Patio Transmitter              |                   |          |        |          |
| 274549 | 9013263 | Battery Wand Wall Mounting Clips                 |                   |          |        |          |
| 274799 | 1822192 | Transformer Plug-In 12v DC with 25 ft. Cable     |                   |          |        |          |
| 275063 | 1030065 | Sonesse RTS Motor 504S2 with Hardwire Cable      |                   |          |        |          |
| 275064 | 1030066 | Sonesse RH RTS Motor 504S2                       |                   |          |        |          |
| 276665 | 1001683 | RTS Motor LT30-12V U80                           |                   |          |        |          |
| 276672 | 9015575 | Solar Pack WireFree Kit                          |                   |          |        |          |
| 276673 | 9015781 | Solar Pack WireFree Charger Kit                  |                   |          |        |          |
| 276674 | 9015897 | Solar Pack Mounting Bracket                      |                   |          |        |          |
| 276675 | 9016374 | Y-Harness Extension Cable                        | 2 ft.             |          |        |          |
| 276676 | 9015624 | Solar Pack WireFree Replacement Battery and Tube |                   |          |        |          |

RollEase® is a registered trademark of RollEase, Inc. Somfy® is a registered trademark of Somfy Systems, Inc.



No. 276604

**SOMFY® MOTORS AND ACCESSORIES FOR INTERIOR SHADES – ST30 MOTOR**

Motorization for 1-1/2 inch RollEase Roller Tube using Somfy ST30 Sonesse Motor. Deductions for motorized operation are 1-1/8 inches.

| ITEM # | STYLE # | DESCRIPTION   |
|--------|---------|---|
| 276604 | 1822209 | Transformer 24v 1.25A DC Wall Mount Plug-In with 10 ft. Cable |
| 276619 | 9013775 | Crown and Drive Set 1-1/2 in.                                 |

RollEase® is a registered trademark of RollEase, Inc. Somfy® is a registered trademark of Somfy Systems, Inc.

**SOMFY® HOME AUTOMATION**

| ITEM # | STYLE # | DESCRIPTION                                 |
|--------|---------|---|
| 275032 | 1810872 | Universal RTS Interface II 16-Channel       |
| 275033 | 1810791 | RTS Repeater and Range Expander 120VAC 60Hz |

Somfy® is a registered trademark of Somfy Systems, Inc.

For ordering assistance, contact Trivantage customer service at 800.786.1876 or visit the online Solair Shade Solutions Extranet for order forms and pricing.