

# HANDLING INSTRUCTIONS

**Cooley-Brite is a durable, high-quality sign/awning material and an eradicable membrane.**

**For optimum performance, please read the following instructions before handling:**


1. Inspect all material to be used prior to any decoration or installation. View material for reflection (daytime viewing), and transmission (backlit nighttime viewing). Be certain you have the proper amount of material before starting the job.
2. WHEN MATCHING PANELS, DO NOT MIX LOT NUMBERS. Colors and whites may vary slightly between lots.
3. DO NOT cut Cooley-Brite on the floor. Use the table.
4. DO NOT drag the coated surface across the floor or table as it may cause scratches or chip the coating.
5. DO NOT fold or bunch the material, particularly when sewing or grommeting. When sewing, it is recommended you double-stitch on the backside with anti-wick-treated polyester thread. We DO NOT recommend top stitching.
6. DO NOT fold Cooley-Brite; always roll it.
7. DO NOT lean the roll against a sharp edge (such as a table) for a long period of time.
8. Always store Cooley-Brite in its original packaging; and store the rolls standing on end, not flat.
9. DO NOT overlap seam when RF seaming. The ink used in making Cooley-Brite inhibits ultraviolet light penetration, which protects the material, and inhibits RF sealing from making a strong bond. DO NOT cold seam or hot-air seam. We recommend RF seaming with a butt seam and Cooley seam tape. If overlap seaming is required, the ink surface that will be bonded will be membrane to membrane.
10. When cleaning the material or preparing it for decoration, use diluted Cooley Clean. DO NOT use lacquer thinner, isopropyl alcohol, carbon tetrachloride, MEK, denatured alcohol, grain alcohol, turpentine, or similar materials.
11. Always remove staples from the end caps before removing Cooley-Brite from its original package.

## HANDLING INSTRUCTIONS

### ALWAYS

### NEVER


*ALWAYS* inspect Cooley-Brite under lights before fabrication to be sure the translucent color meets your specification.




*ALWAYS* roll Cooley-Brite on a smooth surface or table.



*NEVER* fold, wrinkle, or drag Cooley-Brite on a rough surface or floor.



*ALWAYS* store Cooley-Brite in its original tube, standing on end.




*NEVER* store Cooley-Brite without a tube (whether standing on end or leaning against a wall).



*ALWAYS* remove staples before taking Cooley-Brite out of the tube.



*NEVER* remove Cooley-Brite from the tube unless all staples have been removed.



*ALWAYS* make sure there are no loose staples left in the tube when repacking Cooley-Brite.



*NEVER* pack Cooley-Brite in a tube when loose staples can be seen.



## HANDLING INSTRUCTIONS

### ALWAYS

*ALWAYS* roll Cooley-Brite when RF heat sealing or sewing.



### NEVER

*ALWAYS* store Cooley-Brite in a tube and on a rack or standing on end.



*NEVER* store Cooley-Brite laying flat without a tube.



*ALWAYS* store unpackaged Cooley-Brite in a suspended rack.



*NEVER* store Cooley-Brite lying flat on top of one another.



*ALWAYS* ship Cooley-Brite in the proper shipping tube.



*NEVER* ship Cooley-Brite in paper or plastic.



*ALWAYS* re-package Cooley-Brite with care.



*NEVER* treat Cooley-Brite like a canvas or pigmented product.

